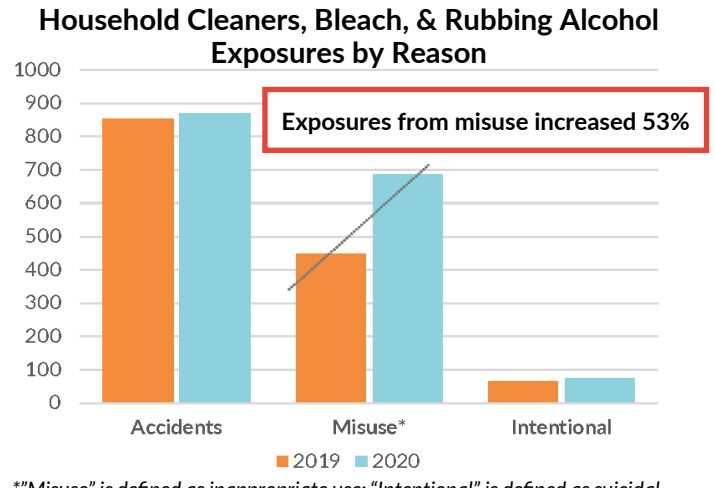
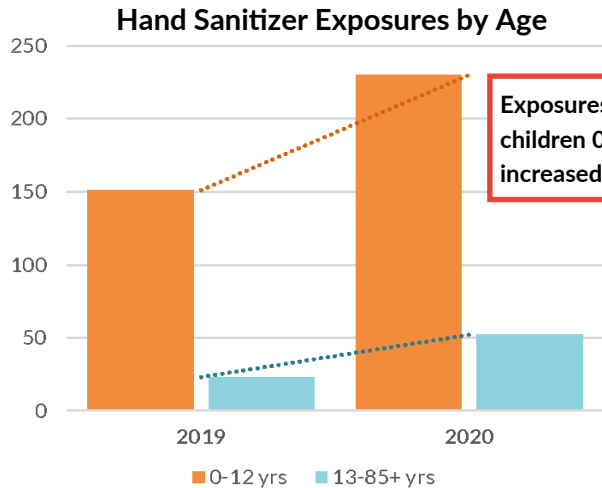




Exposure Trends During the COVID-19 Pandemic

Issued May 19, 2020 | Contact mryuk@wapc.org with questions

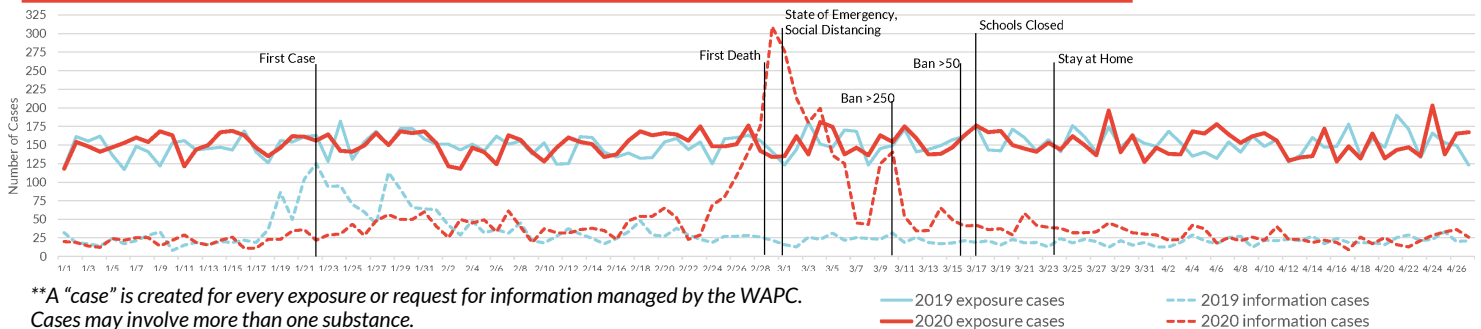
The following data compares poison exposures reported to the Washington Poison Center during the first 118 days of 2020 (January 1–April 27) to the first 118 days of 2019 (January 1–April 28).



*"Misuse" is defined as inappropriate use; "Intentional" is defined as suicidal intent or abuse ("wanting to get high")

Case Volume by Day**

2019: From 1/18 to 3/12, the WAPC managed 1,182 requests for information about measles for the Department of Health (DOH)
 2020: From 1/23 to 3/11, the WAPC managed 2,913 requests for information about COVID-19; 2,673 were for the DOH hotline

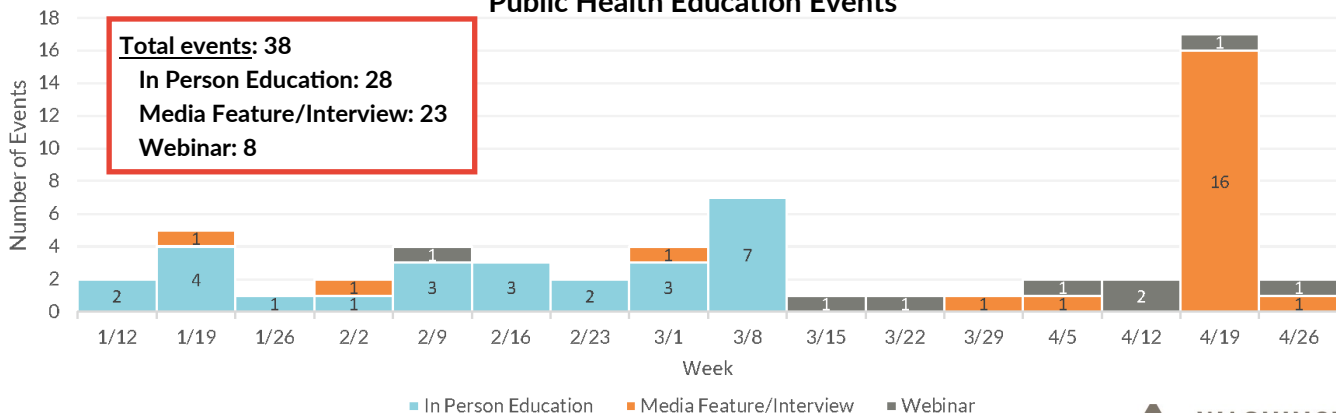


**A "case" is created for every exposure or request for information managed by the WAPC. Cases may involve more than one substance.

Total suspected suicide cases (from all substances) increased 10% from 2019 to 2020.

87% of patients exposed to hand sanitizer, household cleaning products, bleach, & rubbing alcohol were managed at home by WAPC specialists. Keeping patients out of the emergency department saved \$2,689,500 patient dollars.

Public Health Education Events



Disclaimer: Reporting of exposures to the Washington Poison Center is voluntary and not mandated by law. As such, these data reflect only the exposures reported to the Washington Poison Center, and are most likely an underrepresentation of the true occurrence of any one substance.

