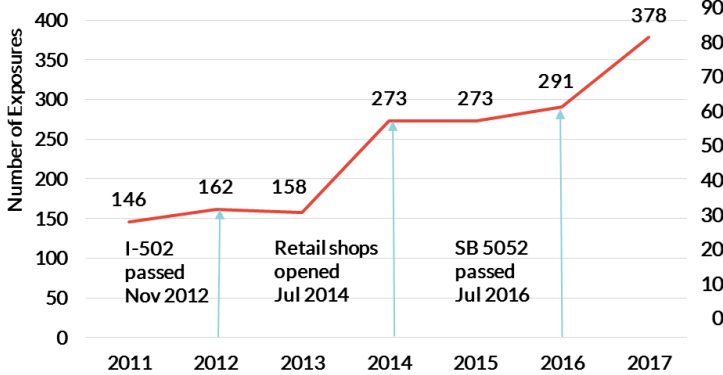
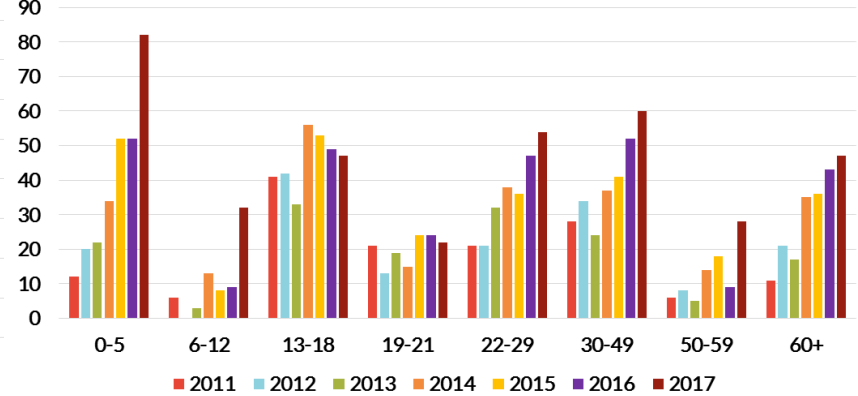


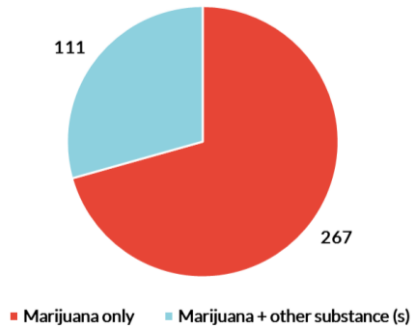
Cannabis Exposures 2011-2017



Cannabis Exposures By Age from 2011-2017



Prevalence of Polysubstance Use

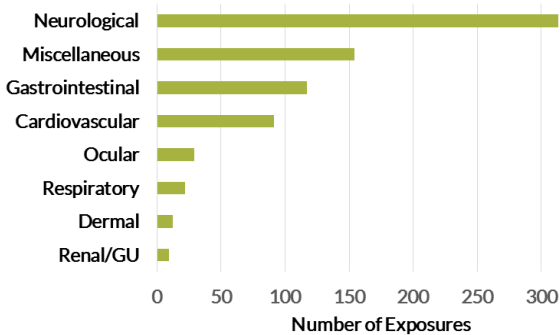


Among the 0-5 year age group, WAPC reports a 57.7% increase (n=82) in exposures compared to 2016 (n=52).

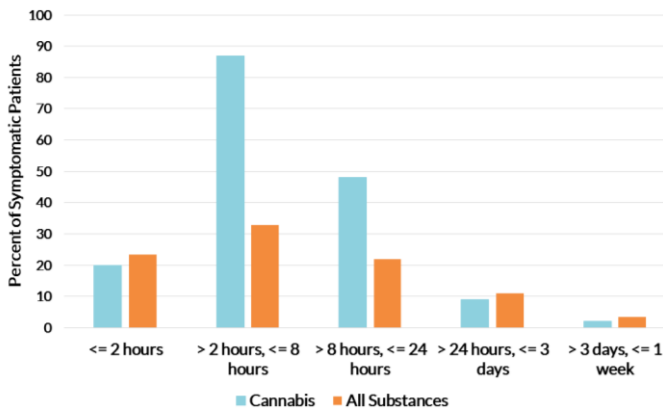
Of those cases followed to a known medical outcome, 23.2% of individuals exposed developed moderate or life-threatening symptoms.

81.5% of patients who called the poison center first were managed by our Specialists at home keeping them out of the emergency department, saving \$150,294 of our patients' dollars.

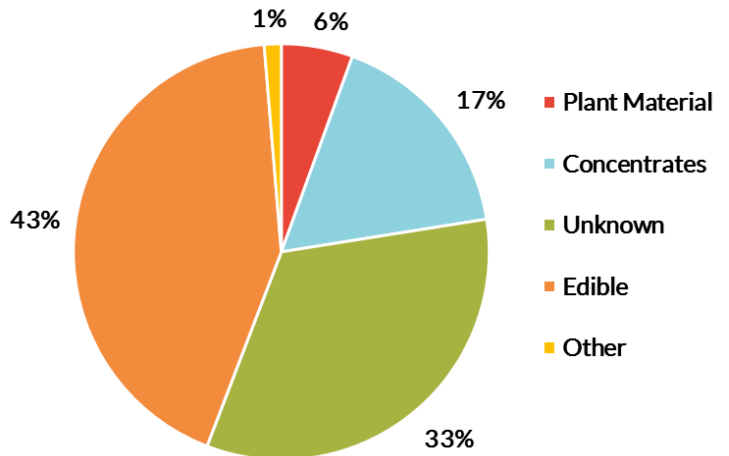
Cannabis Clinical Effects in 2017



Duration of Clinical Effects



Types of Cannabis



*Disclaimer: Reporting of exposures to the Poison Center is voluntary and not mandated by law. As such, WAPC data describes the number of exposures reported to the Poison Center and most likely is an underrepresentation of the true occurrence of any one substance. All calls to the WAPC are free and confidential. For further information, contact Arti Patel at apatel@wapc.org or 206-517-2380